

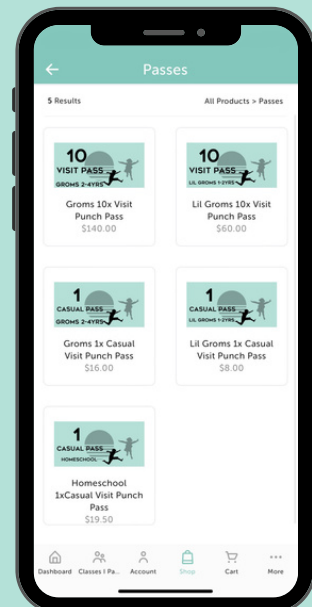
# HOW TO PURCHASE AND USE A PUNCH PASS



Open the iClassPro App  
and click on the 'Shop'  
tab at the bottom. Select  
'Passes'.



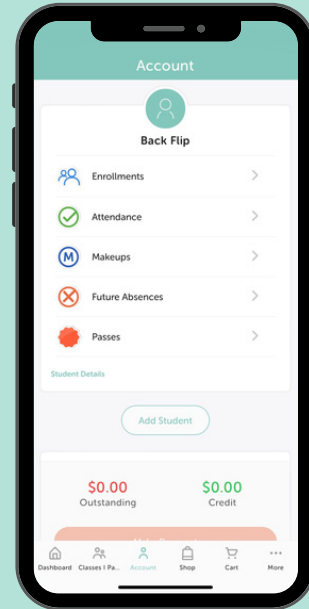
Choose your preferred  
Groms Punch Pass, add to  
cart, and complete  
purchase.



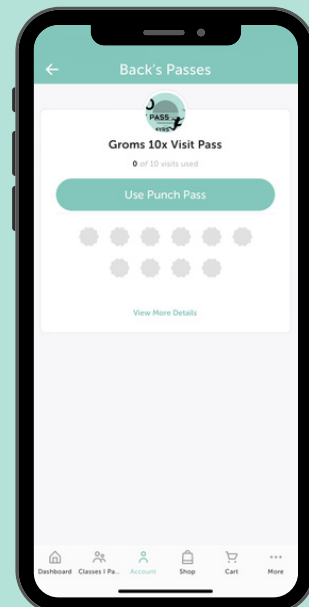
# HOW TO PURCHASE AND USE A PUNCH PASS



How to flipping use this punch pass?  
Select 'Account' to bring up your account page.  
Under the relevant child, select 'Passes'.



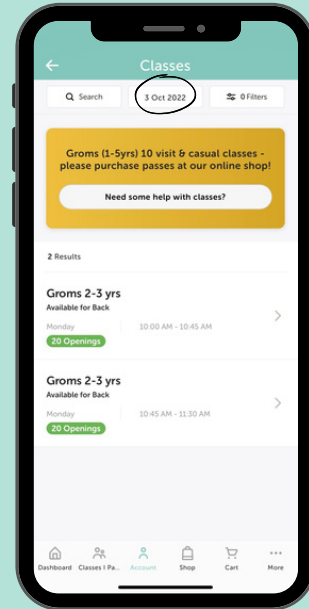
Select 'Use Punch Pass'.



# HOW TO PURCHASE AND USE A PUNCH PASS



Choose the date of the class you wish to attend at the top of the screen.



"Punch In' for your class!

